



Electrical & Lighting Products

### Safety First:

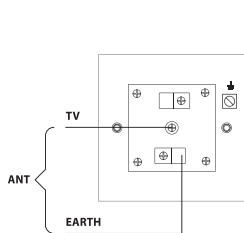
These instructions contain important information regarding safety. They should be read carefully before commencing installation and should be retained for future reference. The company will not accept responsibility for any injury, damage or loss which may arise due to incorrect installation, operation or maintenance due to non-adherence to these instructions. This product must be installed in accordance with the latest edition of the IEE wiring regulations and building regulations.

Suitable only for indoor installation. Metallic faceplates must be earthed. This product should be installed by a qualified electrician. Before starting any electrical work always switch off the mains.

### Wiring Instructions

- 1) Switch off at the mains in order to isolate the area in which you intend to install your product.
- 2) Ensure that there is sufficient length of cable to enable easy wiring, and not too much to make losing the excess length in the back of the product too difficult.
- 3) Tighten the screw terminals onto the exposed wires (do not over-tighten) maintaining correct polarity using the easy to follow wiring diagrams.
- 4) When installation is correctly completed, re-connect mains supply.

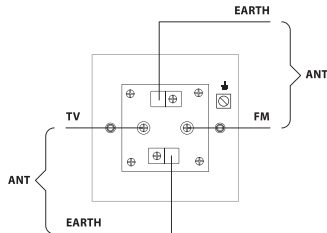
TV / FM & Satellite Socket -  
1 Gang TV



#### Polarity Connections

Brown (Red) to L - Live  
 Blue (Black) to N - Neutral  
 Green / Yellow to E - Earth

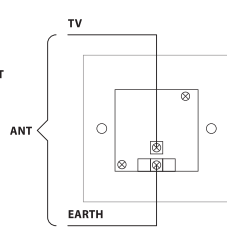
TV / FM & Satellite Socket -  
2 Gang TV / FM



#### Polarity Connections

Brown (Red) to L - Live  
 Blue (Black) to N - Neutral  
 Green / Yellow to E - Earth

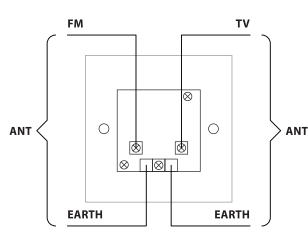
TV / FM & Satellite Socket -  
1 Gang Satellite



#### Polarity Connections

Brown (Red) to L - Live  
 Blue (Black) to N - Neutral  
 Green / Yellow to E - Earth

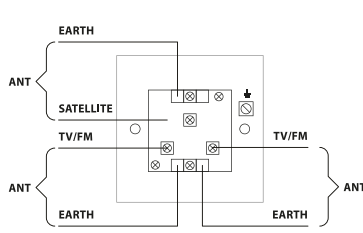
TV / FM & Satellite Socket - 2 Gang Satellite,  
TV / FM & Satellite Socket - 1x satellite, 1 x  
TV/FM



#### Polarity Connections

Brown (Red) to L - Live  
 Blue (Black) to N - Neutral  
 Green / Yellow to E - Earth

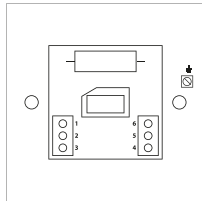
TV / FM & Satellite Socket -  
3 Gang Satellite



#### Polarity Connections

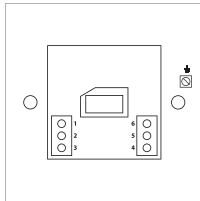
Brown (Red) to L - Live  
 Blue (Black) to N - Neutral  
 Green / Yellow to E - Earth

**Communication / Data Sockets -  
1 Gang Master**



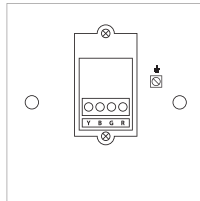
Pin	Colour
1	Green / White
2	Blue / White
3	Orange / White
4	White / Orange
5	White / Blue
6	White / Green

**Communication / Data Sockets -  
1 Gang Secondary**



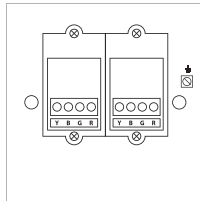
Pin	Colour
1	Green / White
2	Blue / White
3	Orange / White
4	White / Orange
5	White / Blue
6	White / Green

**Communication / Data Sockets -  
1 Gang RJ11**



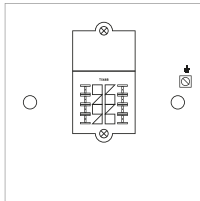
Pin	Colour
1	White / Green (White)
2	White / Orange (Black)
3	Blue / White (Red)
4	White / Blue (Green)
5	Orange / White (Yellow)
6	Green / White (Blue)

**Communication / Data Sockets -  
2 Gang RJ11**



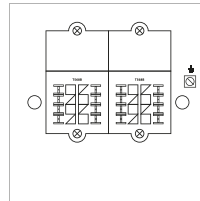
Pin	Colour
1	White / Green (White)
2	White / Orange (Black)
3	Blue / White (Red)
4	White / Blue (Green)
5	Orange / White (Yellow)
6	Green / White (Blue)

**Communication / Data Sockets -  
1 Gang RJ45**



Pin	Colour
1	White / Orange
2	Orange
3	White / Green
4	Blue
5	White / Blue
6	Green
7	White / Brown
8	Brown

**Communication / Data Sockets -  
2 Gang RJ45**



Pin	Colour
1	White / Orange
2	Orange
3	White / Green
4	Blue
5	White / Blue
6	Green
7	White / Brown
8	Brown



**Disposal Information**

Should you want to dispose of this item please do not put it with the household waste. Used electrical and electronic equipment and batteries must be made available for separate collection. Electrical products may contain toxic materials such as lead or cadmium. Separate collection allows materials to be recovered and recycled. Private households may return their used electrical and electronic equipment to designated collection facilities free of charge. Facilities are usually available at the municipal waste site, your electrical retailer, or your local authority may provide separate collection from the household. By disposing of this product correctly you will be providing positive help to the environment.

LGA Europe Ltd,  
T/A Selectric,  
Cow Lane, Oldfield Road,  
Salford, M5 4NB, UK  
[www.selectricuk.co.uk](http://www.selectricuk.co.uk)

**Get Switched On**



**SAFETY FIRST**

- BEFORE STARTING ANY ELECTRICAL WORK ALWAYS SWITCH OFF AT THE MAINS
- IF IN DOUBT CONSULT A QUALIFIED ELECTRICIAN