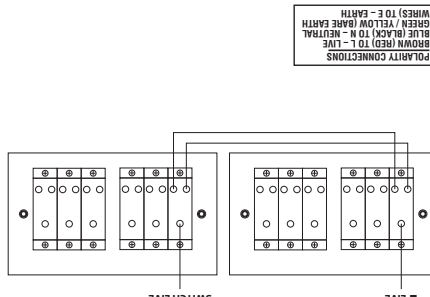


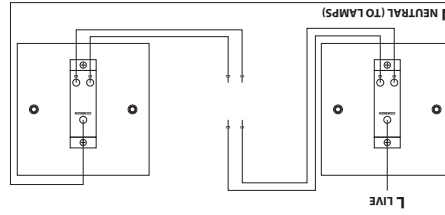
Model No:
LG208
10 amp Plate Switch, 3 Pole Fan Isolator

POLARITY CONNECTIONS
BROWN (RED) TO L - LIVE
BLUE (BLACK) TO N - NEUTRAL
GREEN / YELLOW (BARE EARTH WIRES) TO E - EARTH



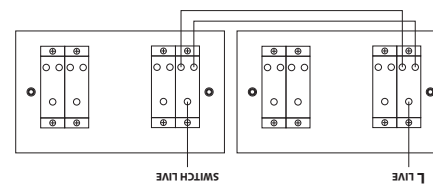
Model No:
LG207
10 amp Plate Switch,
6 Gang 2 Way

POLARITY CONNECTIONS
BROWN (RED) TO L - LIVE
BLUE (BLACK) TO N - NEUTRAL
GREEN / YELLOW (BARE EARTH WIRES) TO E - EARTH



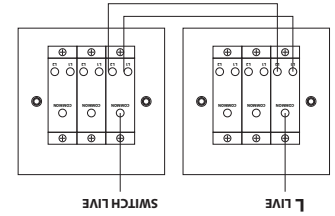
Model No:
LG206
10 amp Plate Switch, 1 Gang Intermediate

POLARITY CONNECTIONS
BROWN (RED) TO L - LIVE
BLUE (BLACK) TO N - NEUTRAL
GREEN / YELLOW (BARE EARTH WIRES) TO E - EARTH



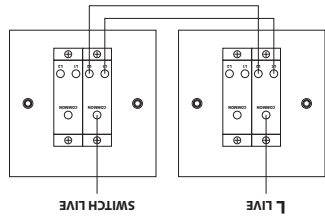
Model No:
LG204 & LG210 (1 gang plate)
10 amp Plate Switch,
4 Gang 2 Way

POLARITY CONNECTIONS
BROWN (RED) TO L - LIVE
BLUE (BLACK) TO N - NEUTRAL
GREEN / YELLOW (BARE EARTH WIRES) TO E - EARTH



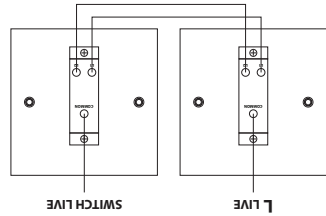
Model No:
LG203
10 amp Plate Switch,
3 Gang 2 Way

POLARITY CONNECTIONS
BROWN (RED) TO L - LIVE
BLUE (BLACK) TO N - NEUTRAL
GREEN / YELLOW (BARE EARTH WIRES) TO E - EARTH



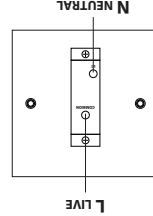
Model No:
LG202
10 amp Plate Switch,
2 Gang 2 Way

POLARITY CONNECTIONS
BROWN (RED) TO L - LIVE
BLUE (BLACK) TO N - NEUTRAL
GREEN / YELLOW (BARE EARTH WIRES) TO E - EARTH



Model No:
LG205
10 amp Push Switch "Bell"

POLARITY CONNECTIONS
BROWN (RED) TO L - LIVE
BLUE (BLACK) TO N - NEUTRAL
GREEN / YELLOW (BARE EARTH WIRES) TO E - EARTH



Model No:
LG201
10 amp Plate Switch,
1 Gang 1 Way

POLARITY CONNECTIONS
BROWN (RED) TO L - LIVE
BLUE (BLACK) TO N - NEUTRAL
GREEN / YELLOW (BARE EARTH WIRES) TO E - EARTH

GENERAL WIRING INSTRUCTIONS

- 1) Switch off at the mains in order to isolate the area in which you intend to install your product
- 2) Ensure that there is sufficient length of mains cable / telephone cable / television cable to enable easy wiring, and not too much to make losing the excess length in the back be unsafe
- 3) Tighten the screw terminals onto the exposed wires (do not over-tighten) maintaining correct polarity using the easy to follow wiring diagrams for each individual product (identified by product model number).

Please ensure to use the gasket supplied when installing this product. The gasket fits between the product & the wall & it prevents the possibility of moisture in your wall after fresh wallpaper / plastering.

Important -

Write / Wiring colours in accordance with IEC Wiring Regulations

Safety -

Suitable only for indoor installations

Before starting any electrical work always switch off at the mains

If in any doubt consult a qualified electrician

Ensure that the earth is connected otherwise it will be unsafe

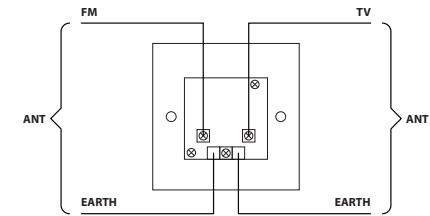
Write / Wiring colours in accordance with IEC Wiring Regulations

To help maintain the original finish of this product, wipe a soft cloth over the face plate periodically

Maintenance -

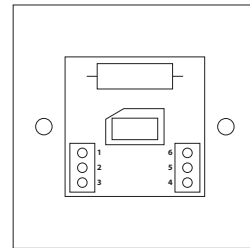


Model No:
LGSAT/2
Satellite Socket,
2 Gang Flush



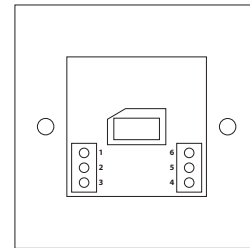
POLARITY CONNECTIONS
BROWN (RED) TO L - LIVE
BLUE (BLACK) TO N - NEUTRAL
GREEN / YELLOW (BARE EARTH WIRES) TO E - EARTH

Model No:
LG1514
Telephone Socket,
1 Gang Master Flush



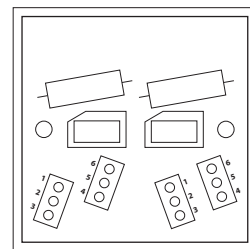
Pin	Colour
1	Green / White
2	Blue / White
3	Orange / White
4	White / Orange
5	White / Blue
6	White / Green

Model No:
LG1515
Telephone Socket,
1 Gang Secondary Flush



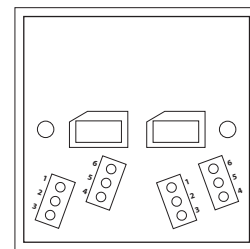
Pin	Colour
1	Green / White
2	Blue / White
3	Orange / White
4	White / Orange
5	White / Blue
6	White / Green

Model No:
LG1516
Telephone Socket,
2 Gang Master Flush



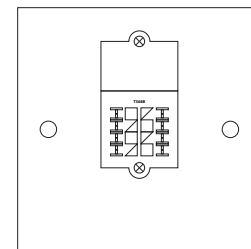
Pin	Colour
1	Green / White
2	Blue / White
3	Orange / White
4	White / Orange
5	White / Blue
6	White / Green

Model No:
LG1518
Telephone Socket,
2 Gang Secondary Flush



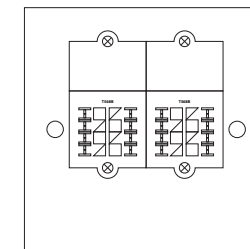
Pin	Colour
1	Green / White
2	Blue / White
3	Orange / White
4	White / Orange
5	White / Blue
6	White / Green

Model No:
LGRJ45
Computer/Data Socket,
1 Gang RJ45 Flush



Pin	Colour
1	White Orange
2	Orange
3	White Green
4	Blue
5	White Blue
6	Green
7	White Brown
8	Brown

Model No:
LGRJ45/2
Computer/Data Socket,
2 Gang RJ45 Flush



Pin	Colour
1	White Orange
2	Orange
3	White Green
4	Blue
5	White Blue
6	Green
7	White Brown
8	Brown

Disclaimer

This equipment is intended for domestic use. It must be installed in accordance with the wiring installation instructions given. It must be fitted in the conventional way to a solid or stud partition wall. Wallpaper / wallpaper paste of any sort should not continue beneath the plate towards the working parts of the equipment.

The equipment should not be used in areas of high humidity (eg: bathrooms, swimming areas etc) nor within reach of a water source.

The equipment should be fitted to a mains supply of the appropriate voltage (indicated on the product). Care should be taken not to overload the equipment. No liability can be accepted if the product is installed contrary to any of the terms / instructions given.

If in any doubt whatsoever, you must consult a qualified electrician.

Guarantee

These products are guaranteed against faulty workmanship or materials for a period of up to 25 years and will be refunded / repaired free of charge as long as it is returned to the vendor under the following conditions:

- 1) The product has not been overloaded or connected to a supply other than 230 / 240 volts 50z.
- 2) The installation procedure has been carried out correctly.
- 3) The product has not been tampered with (i.e: taken apart / repaired).

Under no circumstances can the Company accept responsibility for any damage said to arise from the use of this product.

LGA Europe Ltd, Cow Lane, Oldfield Road, Salford M5 4NB
www.selectricuk.co.uk

General Installation Instructions

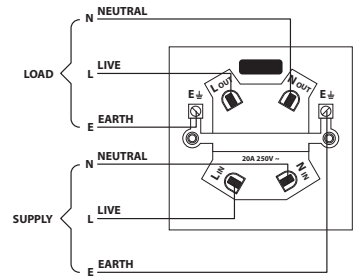
Selectric White Moulded Wiring Accessories
Quality Electrical Products - Guaranteed

Please read these instructions before starting the installation of your Selectric White Moulded Wiring Accessories:
(Please retain this leaflet for future use).

15 YEAR GUARANTEE
 COMPLIES WITH BRITISH STANDARDS

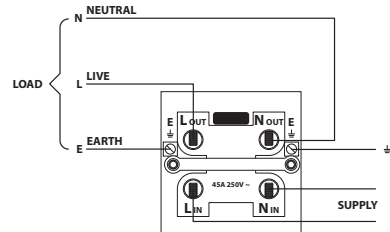
100% QUALITY TESTED
 MANUFACTURED UNDER ISO9002

**Model No:
LG220**
20 amp DP Switch



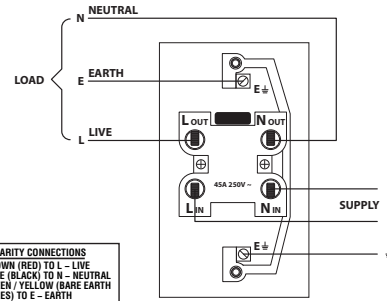
POLARITY CONNECTIONS
BROWN (RED) TO L - LIVE
BLUE (BLACK) TO N - NEUTRAL
GREEN / YELLOW (BARE EARTH WIRES) TO E - EARTH

**Model No:
LG220N**
20 amp DP Switch with Neon



POLARITY CONNECTIONS
BROWN (RED) TO L - LIVE
BLUE (BLACK) TO N - NEUTRAL
GREEN / YELLOW (BARE EARTH WIRES) TO E - EARTH

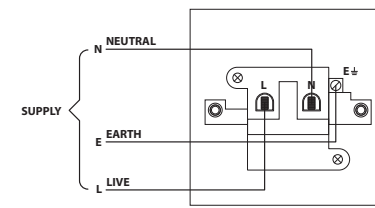
**Model No:
LG952**
45 amp DP Switch,
2 Gang Plate



POLARITY CONNECTIONS
BROWN (RED) TO L - LIVE
BLUE (BLACK) TO N - NEUTRAL
GREEN / YELLOW (BARE EARTH WIRES) TO E - EARTH

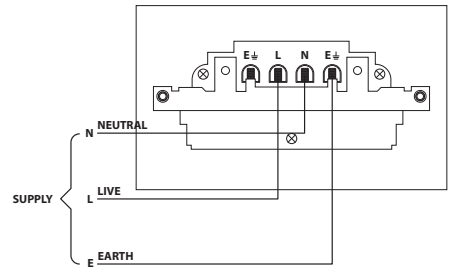
**Model No:
LG952N**
45 amp DP Switch with
Neon, 2 Gang Plate

**Model No:
LG9143**
13 amp Socket Outlet,
1 Gang Unswitched



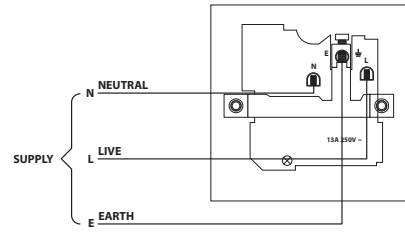
POLARITY CONNECTIONS
BROWN (RED) TO L - LIVE
BLUE (BLACK) TO N - NEUTRAL
GREEN / YELLOW (BARE EARTH WIRES) TO E - EARTH

**Model No:
LG9142**
13 amp Socket Outlet,
2 Gang Unswitched



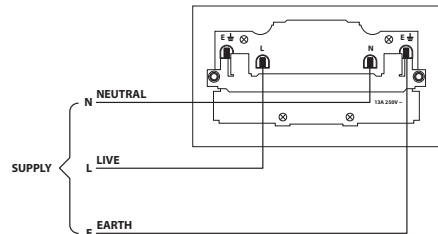
POLARITY CONNECTIONS
BROWN (RED) TO L - LIVE
BLUE (BLACK) TO N - NEUTRAL
GREEN / YELLOW (BARE EARTH WIRES) TO E - EARTH

**Model No:
LG9099**
13 amp Socket Outlet,
1 Gang Switched SP



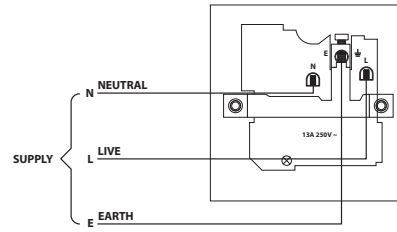
POLARITY CONNECTIONS
BROWN (RED) TO L - LIVE
BLUE (BLACK) TO N - NEUTRAL
GREEN / YELLOW (BARE EARTH WIRES) TO E - EARTH

**Model No:
LG9098**
13 amp Socket Outlet,
2 Gang Switched SP



POLARITY CONNECTIONS
BROWN (RED) TO L - LIVE
BLUE (BLACK) TO N - NEUTRAL
GREEN / YELLOW (BARE EARTH WIRES) TO E - EARTH

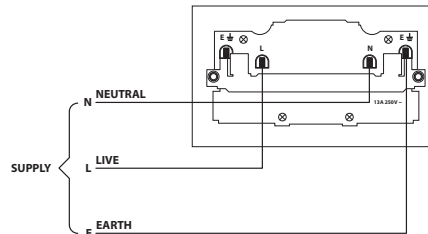
**Model No:
LG9097**
13 amp Socket Outlet,
1 Gang DP



POLARITY CONNECTIONS
BROWN (RED) TO L - LIVE
BLUE (BLACK) TO N - NEUTRAL
GREEN / YELLOW (BARE EARTH WIRES) TO E - EARTH

**Model No:
LG9099N**
13 amp Socket Outlet,
1 Gang DP with Neon

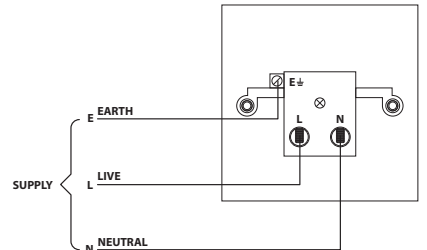
**Model No:
LG9096**
13 amp Socket Outlet,
2 Gang DP



POLARITY CONNECTIONS
BROWN (RED) TO L - LIVE
BLUE (BLACK) TO N - NEUTRAL
GREEN / YELLOW (BARE EARTH WIRES) TO E - EARTH

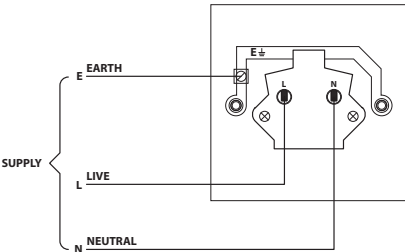
**Model No:
LG9098N**
13 amp Socket Outlet,
2 Gang DP with Neon

**Model No:
LG9091**
Round Pin Socket Outlet, 2 amp 3 pin



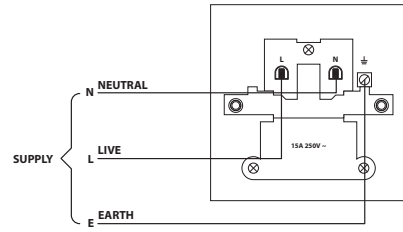
POLARITY CONNECTIONS
BROWN (RED) TO L - LIVE
BLUE (BLACK) TO N - NEUTRAL
GREEN / YELLOW (BARE EARTH WIRES) TO E - EARTH

**Model No:
LG9092**
Round Pin Socket Outlet, 5 amp 3 pin



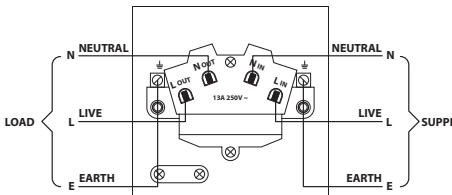
POLARITY CONNECTIONS
BROWN (RED) TO L - LIVE
BLUE (BLACK) TO N - NEUTRAL
GREEN / YELLOW (BARE EARTH WIRES) TO E - EARTH

**Model No:
LG9090**
Round Pin Socket Outlet, 15 amp 3 pin Switched



POLARITY CONNECTIONS
BROWN (RED) TO L - LIVE
BLUE (BLACK) TO N - NEUTRAL
GREEN / YELLOW (BARE EARTH WIRES) TO E - EARTH

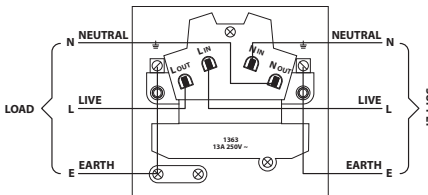
**Model No:
LG9228**
Fused Connection Unit, 13
amp Unswitched



POLARITY CONNECTIONS
BROWN (RED) TO L - LIVE
BLUE (BLACK) TO N - NEUTRAL
GREEN / YELLOW (BARE EARTH WIRES) TO E - EARTH

**Model No:
LG9228N**
Fused Connection Unit, 13
amp Unswitched with Neon

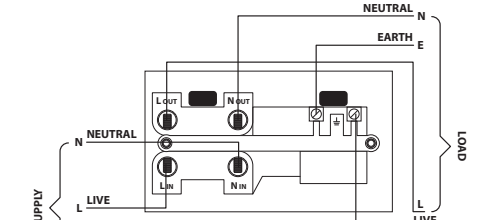
**Model No:
LG9218**
LG9218/F
Fused Connection Unit, 13
amp Switched



POLARITY CONNECTIONS
BROWN (RED) TO L - LIVE
BLUE (BLACK) TO N - NEUTRAL
GREEN / YELLOW (BARE EARTH WIRES) TO E - EARTH

**Model No:
LG9218N**
LG9218N/F
Fused Connection Unit, 13
amp Switched SP with Neon

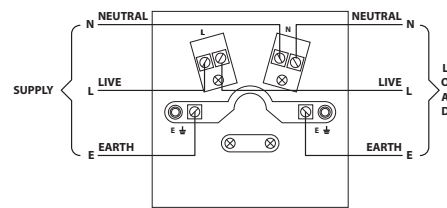
**Model No:
LG953**
45 amp Cooker Unit, 13 amp
Switched Socket DP



POLARITY CONNECTIONS
BROWN (RED) TO L - LIVE
BLUE (BLACK) TO N - NEUTRAL
GREEN / YELLOW (BARE EARTH WIRES) TO E - EARTH

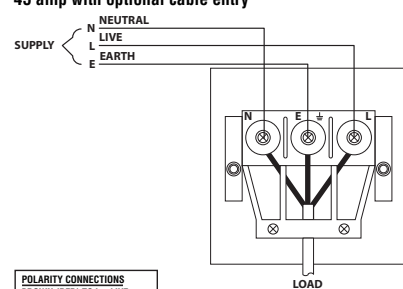
**Model No:
LG953N**
45 amp Cooker Unit, 13 amp
Switched Socket DP with
Neon

**Model No:
LG960**
Cable Outlet / Connector, 20 amp with centre
and side entry cable outlet



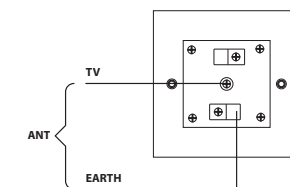
POLARITY CONNECTIONS
BROWN (RED) TO L - LIVE
BLUE (BLACK) TO N - NEUTRAL
GREEN / YELLOW (BARE EARTH WIRES) TO E - EARTH

**Model No:
LG962**
Cable Outlet / Connector,
45 amp with optional cable entry



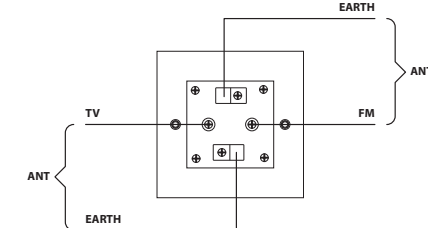
POLARITY CONNECTIONS
BROWN (RED) TO L - LIVE
BLUE (BLACK) TO N - NEUTRAL
GREEN / YELLOW (BARE EARTH WIRES) TO E - EARTH

**Model No:
LG2162**
TV Socket, 1 Gang



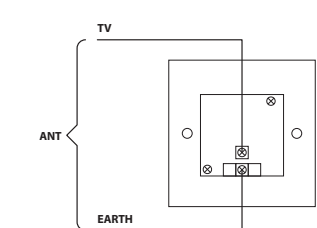
POLARITY CONNECTIONS
BROWN (RED) TO L - LIVE
BLUE (BLACK) TO N - NEUTRAL
GREEN / YELLOW (BARE EARTH WIRES) TO E - EARTH

**Model No:
LG2163**
TV Socket, 2 Gang



POLARITY CONNECTIONS
BROWN (RED) TO L - LIVE
BLUE (BLACK) TO N - NEUTRAL
GREEN / YELLOW (BARE EARTH WIRES) TO E - EARTH

**Model No:
LGSAT**
Satellite Socket, 1 Gang



POLARITY CONNECTIONS
BROWN (RED) TO L - LIVE
BLUE (BLACK) TO N - NEUTRAL
GREEN / YELLOW (BARE EARTH WIRES) TO E - EARTH